



CSW Group Ltd Statistical Reports

2019 Activity Survey Results - St James School

Report Date: 10/02/2020

2019 Year 11 Activity Survey Results Table

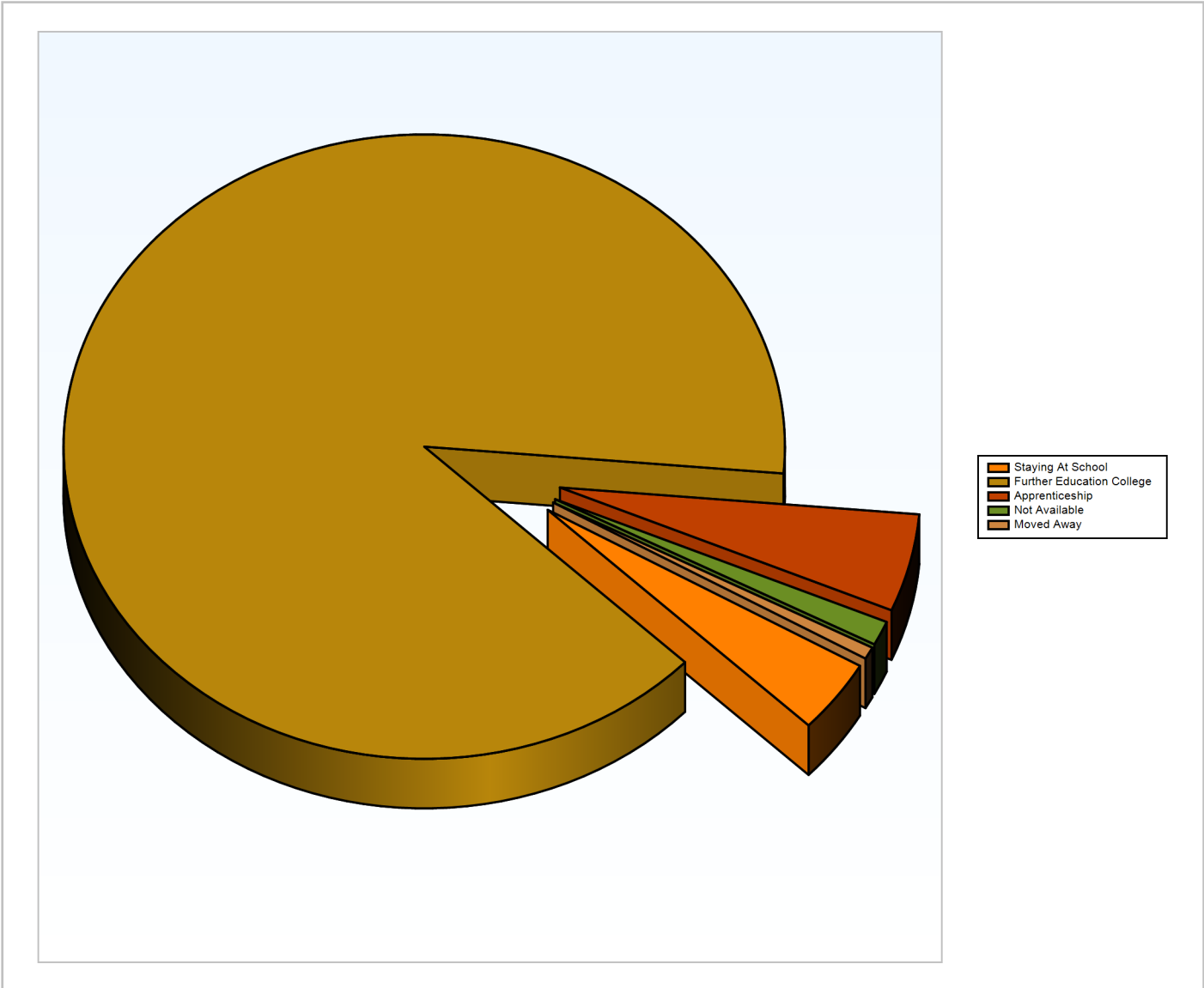
Activity	Count	%
Staying At School	6	3.8%
Further Education College	141	89.2%
Apprenticeship	8	5.1%
Not Available	2	1.3%
Moved Away	1	0.6%
Total	158	100.0%
NEET %		1.3%
Not Known %		0.0%
Participating %		98.1%

CSW Group Ltd Statistical Reports

2019 Activity Survey Results - St James School

Report Date: 10/02/2020

Chart of 2019 Year 11 Activity Survey Results





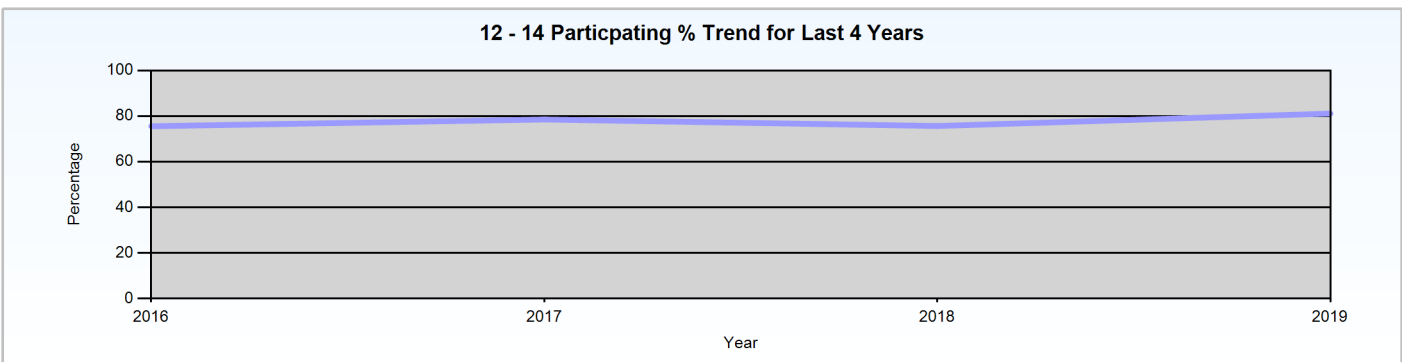
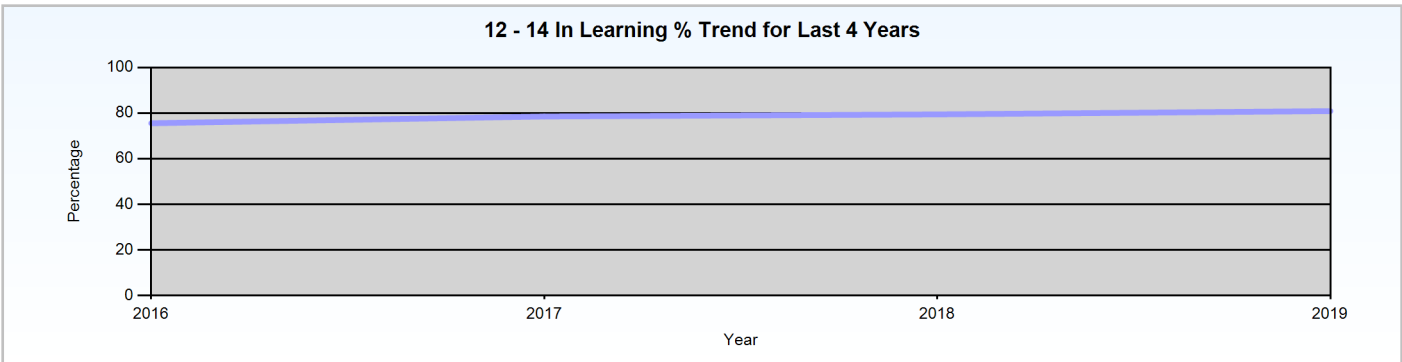
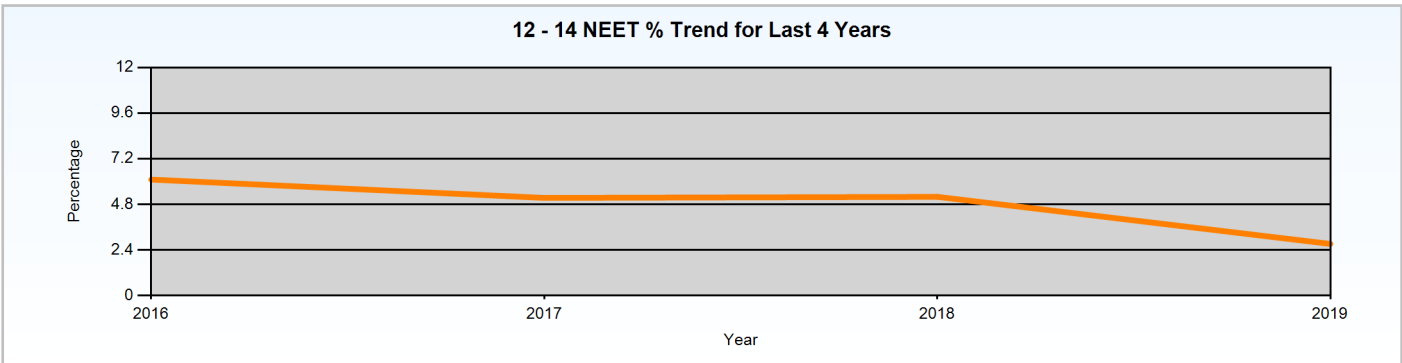
CSW Group Ltd Statistical Reports

2019 Activity Survey Results - St James School

Report Date: 10/02/2020

Activity Summary of young people in years 12-14 (as at 30th November) who attended statutory education at St James School for the last 4 years

Year	Cohort	NEET	In Learning	Participating	Not Known	NEET %	In Learning %	Participating %
November 2019	439	11	355	356	35	2.5%	80.9%	81.1%
November 2018	423	21	336	320	19	5.0%	79.4%	75.7%
November 2017	377	18	296	296	27	4.8%	78.5%	78.5%
November 2016	368	21	278	278	24	5.7%	75.5%	75.5%





CSW Group Ltd Statistical Reports

2019 Activity Survey Results - St James School

Report Date: 10/02/2020

Notes

The 12-14 analysis encompasses the statutory education cohorts who left year 11 from St James School in the previous 4 academic years

The report excludes any 2019 Year 11 pupils who were notified to CSW as moved away prior to 1st June 2019

Where a young person is recorded as "Staying At School" they have entered a school 6th form (not necessarily the 6th form of their statutory school) or, in a small number of cases, repeating Year 11